



Download Conca Bespoke order form
 from Ideal Standard's web page at:
 -> Conca collection
 -> Downloads

BESPOKE ORDER FORM FOR CERAMIC SLAB WORKTOPS

1. Choose the model code and quantity of the **CERAMIC SLAB WORKTOP**

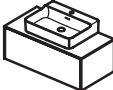

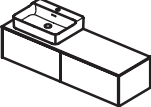
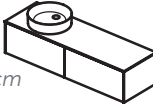
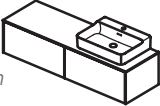
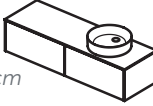
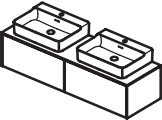
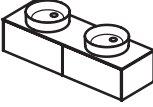
Model code	Quantity

2. Do you need a worktop without a cut out?
 If yes, tick the box →

NC

3. If cutout is needed, please choose the type of installation from the table below and enter the cut code in the box →

--

BASINS TYPES					
CUT TYPE	LAY ON BACK TO WALL BASINS*	CUT CODE	VESSEL BASIN AWAY FROM THE WALL*	CUT CODE	
	Centered on the worktop, basin against the wall <i>For worktops 60, 80, 100, 120 cm</i>	 CB	Centered on the worktop, vessel away from the wall <i>For worktops 60, 80, 100, 120 cm</i>	 CV	
	Left side of the worktop, basin against the wall <i>For worktops 120, 160, 200, 240 cm</i>	 CL	Left side of the worktop, vessel away from the wall <i>For worktops 120, 160, 200, 240 cm</i>	 CS	
	Right side of the worktop, basin against the wall <i>For worktops 120, 160, 200, 240 cm</i>	 CR	Right side of the worktop, vessel away from the wall <i>For worktops 120, 160, 200, 240 cm</i>	 CD	
	Both sides of the worktop, basin against the wall <i>For worktops 160, 200, 240 cm</i>	 CT	Both sides of the worktop, vessel away from the wall <i>For worktops 160, 200, 240 cm</i>	 CW	
	Fitting hole- if you need a tap hole tick the box --> attach with the form the desired position scheme and the vessel model				

* The worktop cut out for the basin allows placement of a basin with a maximum width of the single drawer

4. Dealer info:

Name _____

Address _____

I confirm that this order for Bespoke Ceramic Slabs is completed in all the parts

Signature _____

Please complete all sections of the form, specifying for CONCA. Once sent it is not possible to cancel or modify the order

TYPES OF CUT ON CERAMIC SLAB WORKTOPS

Code	Code	DESCRIPTION	Color code	Color description	Options for cut	TYPE OF CUT ON CERAMIC SLABS									
						NO CUT	CB	CL	CR	CT	CV	CS	CD	CW	VESSEL TAP HOLE
T4344DI	T4344	CERAMIC WTOP 60 X 37 CM STN	DI	Grey Stone	Bespoke cut/no cut	X	X				X				
T4344DH	T4344	CERAMIC WTOP 60 X 37 CM WHM	DH	Calacatta marble	Bespoke cut/no cut	X	X				X				
T4344DG	T4344	CERAMIC WTOP 60 X 37 CM BLM	DG	Black desire marble	Bespoke cut/no cut	X	X				X				
T4345DI	T4345	CERAMIC WTOP 80 X 37 CM STN	DI	Grey Stone	Bespoke cut/no cut	X	X				X				
T4345DH	T4345	CERAMIC WTOP 80 X 37 CM WHM	DH	Calacatta marble	Bespoke cut/no cut	X	X				X				
T4345DG	T4345	CERAMIC WTOP 80 X 37 CM BLM	DG	Black desire marble	Bespoke cut/no cut	X	X				X				
T4346DI	T4346	CERAMIC WTOP 100 X 37 CM STN	DI	Grey Stone	Bespoke cut/no cut	X	X				X				
T4346DH	T4346	CERAMIC WTOP 100 X 37 CM WHM	DH	Calacatta marble	Bespoke cut/no cut	X	X				X				
T4346DG	T4346	CERAMIC WTOP 100 X 37 CM BLM	DG	Black desire marble	Bespoke cut/no cut	X	X				X				
T4347DI	T4347	CERAMIC WTOP 120 X 37 CM STN	DI	Grey Stone	Bespoke cut/no cut	X	X	X	X		X	X	X		
T4347DH	T4347	CERAMIC WTOP 120 X 37 CM WHM	DH	Calacatta marble	Bespoke cut/no cut	X	X	X	X		X	X	X		
T4347DG	T4347	CERAMIC WTOP 120 X 37 CM BLM	DG	Black desire marble	Bespoke cut/no cut	X	X	X	X		X	X	X		
T4348DI	T4348	CERAMIC WTOP 160 X 37 CM STN	DI	Grey Stone	Bespoke cut/no cut	X		X	X	X		X	X	X	
T4348DH	T4348	CERAMIC WTOP 160 X 37 CM WHM	DH	Calacatta marble	Bespoke cut/no cut	X		X	X	X		X	X	X	
T4348DG	T4348	CERAMIC WTOP 160 X 37 CM BLM	DG	Black desire marble	Bespoke cut/no cut	X		X	X	X		X	X	X	
T4349DI	T4349	CERAMIC WTOP 200 X 37 CM STN	DI	Grey Stone	Bespoke cut/no cut	X		X	X	X		X	X	X	
T4349DH	T4349	CERAMIC WTOP 200 X 37 CM WHM	DH	Calacatta marble	Bespoke cut/no cut	X		X	X	X		X	X	X	
T4349DG	T4349	CERAMIC WTOP 200 X 37 CM BLM	DG	Black desire marble	Bespoke cut/no cut	X		X	X	X		X	X	X	
T4350DI	T4350	CERAMIC WTOP 240 X 37 CM STN	DI	Grey Stone	Bespoke cut/no cut	X		X	X	X		X	X	X	
T4350DH	T4350	CERAMIC WTOP 240 X 37 CM WHM	DH	Calacatta marble	Bespoke cut/no cut	X		X	X	X		X	X	X	
T4350DG	T4350	CERAMIC WTOP 240 X 37 CM BLM	DG	Black desire marble	Bespoke cut/no cut	X		X	X	X		X	X	X	
T3969DG	T3969	CERAMIC WTOP 60 X 50.5 CM BLM	DG	Black desire marble	Bespoke cut/no cut	X	X				X				X
T3969DH	T3969	CERAMIC WTOP 60 X 50.5 CM WHM	DH	Calacatta marble	Bespoke cut/no cut	X	X				X				X
T3969DI	T3969	CERAMIC WTOP 60 X 50.5 CM STN	DI	Grey Stone	Bespoke cut/no cut	X	X				X				X
T3970DG	T3970	CERAMIC WTOP 80 X 50.5 CM BLM	DG	Black desire marble	Bespoke cut/no cut	X	X				X				X
T3970DH	T3970	CERAMIC WTOP 80 X 50.5 CM WHM	DH	Calacatta marble	Bespoke cut/no cut	X	X				X				X
T3970DI	T3970	CERAMIC WTOP 80 X 50.5 CM STN	DI	Grey Stone	Bespoke cut/no cut	X	X				X				X
T3971DG	T3971	CERAMIC WTOP 100 X 50.5 CM BLM	DG	Black desire marble	Bespoke cut/no cut	X	X				X				X
T3971DH	T3971	CERAMIC WTOP 100 X 50.5 CM WHM	DH	Calacatta marble	Bespoke cut/no cut	X	X				X				X
T3971DI	T3971	CERAMIC WTOP 100 X 50.5 CM STN	DI	Grey Stone	Bespoke cut/no cut	X	X				X				X
T3972DG	T3972	CERAMIC WTOP 120 X 50.5 CM BLM	DG	Black desire marble	Bespoke cut/no cut	X	X	X	X		X	X	X		X
T3972DH	T3972	CERAMIC WTOP 120 X 50.5 CM WHM	DH	Calacatta marble	Bespoke cut/no cut	X	X	X	X		X	X	X		X
T3972DI	T3972	CERAMIC WTOP 120 X 50.5 CM STN	DI	Grey Stone	Bespoke cut/no cut	X	X	X	X		X	X	X		X
T4202DG	T4202	CERAMIC WTOP 160 X 50.5 CM BLM	DG	Black desire marble	Bespoke cut/no cut	X		X	X	X		X	X	X	X
T4202DH	T4202	CERAMIC WTOP 160 X 50.5 CM WHM	DH	Calacatta marble	Bespoke cut/no cut	X		X	X	X		X	X	X	X
T4202DI	T4202	CERAMIC WTOP 160 X 50.5 CM STN	DI	Grey Stone	Bespoke cut/no cut	X		X	X	X		X	X	X	X
T4204DG	T4204	CERAMIC WTOP 200 X 50.5 CM BLM	DG	Black desire marble	Bespoke cut/no cut	X		X	X	X		X	X	X	X
T4204DH	T4204	CERAMIC WTOP 200 X 50.5 CM WHM	DH	Calacatta marble	Bespoke cut/no cut	X		X	X	X		X	X	X	X
T4204DI	T4204	CERAMIC WTOP 200 X 50.5 CM STN	DI	Grey Stone	Bespoke cut/no cut	X		X	X	X		X	X	X	X
T4343DI	T4343	CERAMIC WTOP 240 X 50.5 CM STN	DI	Grey Stone	Bespoke cut/no cut	X		X	X	X		X	X	X	X
T4343DH	T4343	CERAMIC WTOP 240 X 50.5 CM WHM	DH	Calacatta marble	Bespoke cut/no cut	X		X	X	X		X	X	X	X
T4343DG	T4343	CERAMIC WTOP 240 X 50.5 CM BLM	DG	Black desire marble	Bespoke cut/no cut	X		X	X	X		X	X	X	X

X - cut type is possible